



DE WINTON STATION

www.dewintonstation.com

The Outhouse for a Clubhouse

Newsletter - #13 – August 2014



AN EVOCATIVE INSIGHT INTO MODEL RAILROADING

By; Barrie L. Roberts www.dewintonstation.com

Two feature articles this month;

1. Volunteer Profile of Joseph Christian Forget

Parts 1 & 2 now combined - photo Chris at the S.S. Moyie in Kaslo, B.C.



2. Rail fan trip with the CMRS - Calgary Model Railway Society plus; Rail fanning in general Q- what peaks your interests?

*These intriguing stories,
plus much more within
these pages.....*

**ALBERTA
CENTRAL RAILWAY
MUSEUM**

NOTE; Pending changes to the newsletter distribution scheduling for 2015

Recently I put out a notice as follows;

- *I now have yet another narrative project I wish to pursue this coming winter (while comfortably vacationing in New Zealand) involving a calculator I have recently devised for complicated handrail spacing calculations plus descriptive detailing of construction principles for sloped, circular and spiral stairs. My attention must soon be focused entirely towards this new endeavor, if it is to be completed before spring as a personal priority legacy project. It is difficult to watch this specialty industry suffer for the lack of proficient, knowledgeable and skilled installers ... it seems a common complaint with every trade today.*
- *This new project plus the ongoing challenges to develop and maintain my own overwhelming permanent model railways plus to manage the property here at **DeWinton Station** will now be ever increasingly taxing on my remaining available time. A recent home front development decision which has seen my dearest friend and longtime companion Ms. Jytte move into to the city to now be cared for by her immediate family, is not sitting well with me either and I will need some time to heal and adjust from this latest traumatic ordeal. Her immediate and eventual long term personal care needs are more important to me and it would be impractical for her to stay living here in the country much longer despite my own personal commitments.*
- *Beginning in January of 2015 I will now release only three issues of the "Outhouse Newsletter" as follows: January – May – September, the format will remain the same. Please continue to submit pictures and stories to info@dewintonstation.com for consideration for placement within the newsletter. Without your assistance it may be difficult to extend the newsletter beyond yet another one year trial period. I do not receive much feedback for the effort it takes to produce the newsletter however the few messages I do get are positive and refreshing. Regardless I hope you do enjoy receiving the newsletter and its variety of topics as presented. It exercises my mind which doesn't hurt but does nothing for my waistline, physical activity like landscaping and the garden railways are my only way to keep fit. My physical restrictions rule out most competitive sporting activities except perhaps checkers.*

*As this will be the last issue now for 2014 I will try to do my good friend **Christian Forget** justice with his profile as described on the front cover. Originally I was intending on a two part / two issue segment but now wish to dedicate this month to his article and our friendship in model railroading that has developed over the past several years. This article will follow later in this issue; I hope you will enjoy it. **Chris** is a model to follow as a volunteer and willing to go across the country to offer his assistance. **How about you?***

ALBERTA CENTRAL RAILWAY MUSEUM



Rail fan trip with the Calgary Model Railway Society

I just got off the phone with Bill Wilson the Operations manager and Chief Engineer of the Alberta Central Railway Museum at Wetaskiwin, Alberta, he was telling me of his most recent event held this past weekend on August 17th which kicked off with a pancake breakfast. Over 500 rail fan enthusiasts attended for a day filled with;

- *Model Train Exhibits and Collectors show*
- *Exhibits and Telegraph Service Demonstrations*
- *Train Rides, Speeder Rides, Wagon Rides*
- *Spike Pounding Demonstrations*
- *Beaver Tails were served in the afternoon.*

*Their 1959 RS23 locomotive ex-CP 8015 is now used as motive power for passenger service and is the only **Montreal Locomotive Works (MLW)** Alco design lightweight locomotive preserved in Canada. (Pictured above) It came to the Alberta Central Museum after carrying grain and freight on prairie branch lines.*

It was a day of sporadic rain showers, but hardly anyone seemed to notice. The **(CMRS) Calgary Model Railroad Society** had chartered a bus to carry 40+ enthusiastic rail fan members to visit the railway museum at Wetaskiwin in Central Alberta. The \$25 fare was modest considering it included the transportation, entrance fee and a superb lunch put on by the **CMRS**. Unlimited train rides and numerous attractions to see, a day well spent and a chance to visit with some old friends and to make new ones along the way.

We were met by Bill Wilson and the Station Agent Doreen Holesworth a tireless and enthusiastic station master for the past 10 years. Bill has been the operations manager now for 22 years and is showing little signs of slowing down despite yet another birthday today (August 19th – Happy birthday Bill). He said not to tell his age, but he doesn't look a day over 80 – well perhaps now a week or more later by the time this gets published.

Hate to be the one to tell you Bill, but 79 yesterday and now you're pushing 90!



Bill Wilson & Station Master Doreen Holesworth - - Sorry Bill it's not hard to tell who's really in charge around here.

They are standing in front of the museums newest acquisition; the complete story of this unique unit can be found on their website at <http://abcentralrailway.com/dieselcar.html>

RAIL DIESEL CAR 9108





The station was built on site to be a museum. It is a scaled down version of the 1907 Wetaskiwin C.P.R. depot and follows the floor plan of the traditional stations in small Western Canadian towns. The waiting room, baggage room and functioning telegraph all show the role of the station in early railway operations and rail travel.

*All around the property are various pieces of railway equipment, specialty rail cars and historic buildings too numerous to list here, I recommend if possible to take a trip to the **Alberta Central Railway Museum** to see for yourself and take the self guided walking tour around the facility, you will not be disappointed, I wasn't. **BLR***



Santa Barrie enjoys rail fanning too!

Rail fanning in general – What peaks your interests?

I put out a call for suggestions to compile a list of potential rail fanning activities. Some of the responses are as follows;

- *Attending model train shows and railway exhibits as above*
- *Railway photography and artwork like sketches, paintings or drawings*
- *Train excursions – train travel – Speeder trips*
- *Staying at train themed destinations, sleeping in cabooses, eating at dining cars*
- *Joining a train club, volunteering at a heritage park or a railway attraction*
- *Writing train articles like this newsletter – that was my suggestion – **yes it was!***

It doesn't really matter the railway activity - what counts is that you enjoy doing it!



The “Outhouse for a Clubhouse” - segment

The British Modellers have officially occupied their clubhouse building and set up their layout with trains now running. Some finishing touches will be ongoing for the balance of the summer but at least they can finally organize their inventory and have regular sessions to enjoy the comradeship of running their trains together in comfort.

Viewing sidewalk project

I bit the bullet last month and began work on tearing up the rear yard grass and started the process to install a wide viewing sidewalk to enhance the train layouts on the east side. The first order of business was to remove the grass and topsoil and lower the ground about a foot next to the train tracks to make the walkway more level. I contracted Dion at **Creative Edge Decorative Landscape Curbing** www.creativeedges.ca to pour two curb edges for a 80' x 7' pathway with his specialized equipment. It was like magic to watch them install this curb edging along the path I had prepared for them. I must now remove the remaining topsoil left between the edges and prepare with packed gravel, sand and concrete to receive the top finished layering of a flagstone and paving stone combination to reveal a decorative patterned finish.

This will also allow for another 1'+ extra width to the train garden to enhance the flower bed portion and setting the track in further from the edge to give it a more natural appearance. We have had quite a bit of rain lately making it too muddy to work within the dirt area, hopefully I can remove the remaining topsoil this weekend and replace with some gravel and sand to enable work to continue towards the end result. Yet just another project that consumes our time and cash flow, I sometimes wonder why we go to all of this work just so one can -- **(quote me)**


“Play with the little trains”.

- The quote above is for the sole benefit of my British Modeller group friends. (Martin & David)



Layout visited – Peter and Vicky Szolga

On my July MC trip I had the opportunity to visit Peter and Vicky with my Burnaby BC buddy **Henry Graber** of **Rusty Creek Railway & G-gauge supplies** rustycreekrail@shaw.ca 604-431-0940 (plug). We had a splendid time watching trains on their beautiful home layout. Peter is an avid live steam enthusiast and was willing to bring out one of his coveted engines to run for us, he has many more to choose from.



We all belong to the **GVGRC – Greater Vancouver Garden Railway Club** but Peter being an active videographer and rail fanner has posted numerous action filled model railroading videos at <http://www.youtube.com/user/deltatrains/videos> his own video channel. This is a must see location to view many superb live steam **G- gauge** model railroad videos. His layout was meticulous, groomed and secluded by tall trees providing privacy,



his ponds contained several goldfish. We enjoyed snacks provided by his fine lady Vicky making it hard to leave when the steam engine began to slow down and needing to take on some more water.

Peter is a strong supporter of this newsletter and always sends his thoughts on the contents after viewing. It is the support of persons like him that gives me the motivation to continue my writings. **Thanks!**

Volunteer Profile

– Joseph Christian (Chris) Forget

If you have ever met Chris the first impression you would have is that he is obsessed with the notion that his time is not for himself but to serve others.

Def; Vol-un-ter: offer ones services or of own free will to do the job. A.K.A. Chris Forget >>
There is not a more fitting picture to be beside the definition of the word volunteer.



On July 8th I headed out to start a brief motorcycle adventure and to meet my good friend Chris in Kaslo, B.C. where he was spending a couple of months helping to restore the S.S. Moyie. The **S.S. Moyie** is the world's oldest intact passenger sternwheeler. You will find information on the ship and the group dedicated to preserving it – the **Kootenay Lake Historical Society** at <http://klhs.bc.ca/>

Initially it was like pulling teeth to get Chris to speak about his services to the many railroading societies for which he has assisted over the years, in particular the **West Coast Railway Heritage Park at Squamish, British Columbia** where he has dedicated the past 10 years to building several model railroad exhibits and refurbishing many of their full sized railcars. Visit <http://www.wcra.org/> for information on the park.

The following is a timetable he has provided written in his own words, edited only for content spacing or layout purposes and photo selections;

Hi Barrie, well here goes: My brother Maurice and I started into trains in our pre teen years, where we had the standard 4X8 layout in the basement and then went to planes for a few years when we were in Air Cadets. My first layout was in New Westminster, BC on the 2nd floor of our house, as **my wife Pat** could not get upstairs in

her wheelchair, she fully supported my train addiction. I briefly belonged to the **Mainland Modular Railway Club** and built a 6' double wooden trestle module. When Pat was moved into a long term care facility the recreation dept. had me build a 200 sq ft layout in a 4 bed room for the residents. My double trestle was incorporated into this layout, they helped where they could and did all the naming of the places on the layout. When Pat passed away in 2005, I moved to Squamish and with the permission of the **West Coast Railway Heritage Park**, I built an HO layout in a 82' train car named the "**Skeena River**". After the railcar was then dedicated and open to the public the association renamed the car the "**Patricia Anne**" in memory of Pat as it was her estate that funded the program.

Other projects in the railway park included helping Randy, our shop person in a very minor role in the finishing of the **Railcar "Alberta"** (I assisted in putting insulation in the walls). Two BC Rail dioramas were damaged in storage and I repaired these before they were put back on display. The WCRHP was given some Canadian National O -scale rolling stock on condition it be displayed so we did a hurried but detailed diorama in an

old fashioned glass cabinet inside the station building. The **Power Car** needed repainting so I offered to do this job and so did one side and helped with the roof then Randy did the rest.

The garden railway was starting up and I helped Galan and **Barbara Stover** in the building, clearing the land and landscaping for the original "**Windmill Flats Railway**". I also built a wooden trestle for this layout. Part of the garden railway included an **Old Milwaukee Passenger Car** that had been converted to a **Rules and Instruction Car** for **BC Rail**. The car had rotted out and needed re-building to become the control car and storage space for the Windmill Flats Railway. I was project leader and fundraiser for this work plus there was a small wooden train that the kids played on and was in need of repair so I rebuilt the needed pieces and reassembled the train.

We had a **Crane and Tender #6501 and #6502** that was started by another club member and I did a lot of removing old items,



Chris working on any # of projects?

scraping and sanding, priming and painting. The team leader moved so this project sits waiting for welding and metal work. When “*Thomas the Tank Engine*” came to the park, if I was in town I would volunteer to run the HO layout or the outdoor G layout.


When I arrived at the park in 2005 there was a *CN Shovel Operators Bunk Car* that was in really rough shape and had been taken off display because of its condition. I offered to rebuild this car in honour of my father who started in the coal yards in Whitefish Bay, Ontario. He was a shovel operator for more than 45 years when he retired. The car was put in storage for 5 years to dry out and then took me 18 months to rebuild, it was re-opened in the same month of its 100th year anniversary.



The park has the *Motive Power 2 Building (MP2)* on lease and the 2nd floor locker room was cleared out and I rented it for one year. There with the help of a few train friends we built a 1300 sq ft layout within this space. It has G-gauge around the ceiling, HO around the perimeter of 3 walls, with an O layout in a shadow box underneath and N scale in the center of the floor. After this was all finished it was turned over to the Park for display. I also then started the “*West Coast Model Railroaders*” as a division of the Park to look after all the model needs within the park.



A photo collage of the "MP2" layout and the "Patricia Anne" two of Chris's favorite layouts




Barrie R. volunteering time himself in Squamish

Side note;

On a trip to visit Chris in B.C., when he was just beginning the MP2 layout I assisted to install this modular section of the CP "Stony Creek Bridge" as depicted when it was a wooden trestle span prior to the now famous arched design. We located this spectacular custom built HO module in a storage room and I suggested hinging it on wheels so it could open away from the layout to access the corner behind for applying the next stage scenery work.

*On this trip I roughed it and brought an air mattress to sleep inside the layout room, I also built the smaller bridge I am holding, from a model kit during the quiet evening hours. It was difficult to get any sleep as the room lights were on all night and the constant noise from the ventilation system was bothersome. I also had to hammer out a eulogy message for another very good firefighter friend I would have to read at his service when I returned home. Everyone thought I did a superb job in the writing category but I got all choked up, in front of his family and 400 firefighters and friends so had to have another colleague read it out from the podium as I stood aside trembling. It is not uncommon for the guys that do the tough jobs to buckle with sentiment. **.I know!***



Joseph Christian (Chris) Forget

He thought I was being formal, I didn't even know he owned a tie!



While at the park we received a call from the Brew Pub in Whistler saying they needed someone to look after their G- scale that runs around the ceiling so I assisted in this project with our club president Kyle. When I rented a room in Squamish my landlady and travelling friend Barbara very kindly allowed me to put an HO train to run around the ceiling in my room, she also painted the backdrop for this train. The **Kamloops Heritage Railway** asked me to come up and build a G –gauge layout for around the ceiling of their gift shop. I also built 4 ride-on cars for their mini rail.

On one of our trips across Canada (2010) we stopped in at the "DSGR-DeWinton Station Garden Railway" and assisted Barrie in getting the layouts ready for his **Canada Day** public showing. This mostly consisted of cleaning track and assisting with the preparing of the water features on the outdoor layouts. Barbara also offered to touch up one of Barrie's first attempts at mural painting.



Chris fulfilling his dream of becoming a real Locomotive Engineer, with Barrie and Barbara in the tender of O' Smoky



Barbara Stover - Volunteer



*The original Santa Clause - Kris Kringle
No kids that's not true!*

On a previous visit to Kaslo I dusted, cleaned and re-arranged their N -scale layout in the information center. My most recent project is volunteering in Kaslo BC at the **CP Sternwheeler "SS. Moyie"**. Projects have included inside painting of the hog post covers and assisting the site manager Sarah in painting some of the upper structure, also painting of the handrails from the CP caboose to the ship. The original reason for coming here was to replace the outside decking of the ladies Saloon of the **"SS Kuskanook"** seen behind myself in this picture on the left.



OK...I think that's about all, there were other projects around the park I did in the 9 years I was there and I have been taking train car pictures for about 20 or so years. I also tried to mention Barbara as she was a big part of my train experiences here in **Squamish**.

Next June I will be moving to Silver Falls Ontario, and my new landlord mentioned I could set up my trains somewhere. They have enough area for a G layout outside. I would like to make it all raised on wooden trestles (there would be approx 4 or 5 hundred feet) to about waist high for ease of operation. These plans still need to be worked out. I like a lot of the things you have done (especially the moving ones) and would like to do more of these. Thanks again...Chris.

*I am hoping Chris will stop in again on his way to Ontario, I'm afraid I only travel West myself unless it is going home to DeWinton. **I'll pick up some new work gloves for you!***

Advertisements

Ray Clifford's laser cutting – Custom light materials laser cutting 780-464-0998

E-mail thecliffords@hotmail.com

Custom Model Buildings - Contact **Allan Clark** for more information at 250-752-8178

E-mail anclark03@shaw.ca

Geoff Joyce - Customized metal fabricating 403-256-9153

Shawnee Station (Calgary South) Minute Muffler & Brake

E-mail geoffjoy@telus.net

Creative Edge Decorative Landscape Curbing 403-875-3710

Dion Mariash E-mail dmcreativeedge@gmail.com

DeWinton Station Logo Pins @ \$10.00 each or 3 for \$25.00
Contact Barrie – E-mail info@dewintonstation.com



New Zealand Trip – December 7 to February 14 (approx)

Shortly I will begin to prepare for my journey to New Zealand for an extended holiday to escape the harsh winter.



Last year proved to be brutal with the continual cold temperatures here in Alberta. I have dreamed of doing this trip to NZ for many years and placed it on my bucket list as a high priority. This is the year I have committed to do this while I am able to enjoy the scenery and to work on the special project I have alluded to. Mobility is an issue - to partake in the many walking paths, so I intend to sit at the scenic overlooks with a chilled cooler of diet Corona at my side and to work on the project with my notebook in hand. Albeit relaxing (multi tasking) for a change.

I will be basing myself in **Te Kuiti on the North Island at a (DeWinton) friend's place** there. The intention is - to purchase a vehicle so I can be independent, to travel and stay at the **Top 10 Premier Holiday Parks** scattered around the two islands. I will be travelling alone and light, eating breakfast and evening dinners at local restaurants and fruit as snacks during the day. With any luck I will return a little leaner, relaxed and ready for **"Spring Training"** < get it? Hope to do some **sailing with my friend Jed** plus I will be taking the list of the **NZ G-Clubs** and will make contact and try to attend a meeting or three and/or to visit some layouts as I travel about the Islands. Being **open to any invitations** I can always be reached via e-mail as WiFi is accessible at most locations. I will be checking my E- mailbox regularly, the telephone taken for emergency use only and considered extra baggage.

Note: The next **"Outhouse newsletter"** will be written from there and should have some NZ content. I have yet to figure out how to transfer all my contacts to my web server so this may become a problem which could see the release date when I return in mid February. Please continue to forward materials as usual.

The cat and home front will be taken care of by my tenants, friends and neighbours. **Security handled by my dog** which wanders loose on the property looking for his next meal!


1 ½" x 2 ½"



For urgent contact with Barrie Roberts - Call 403-680-7061
Or E-mail info@dewintonstation.com

Closing Photos

*I combined two pictures to show the momma black bear and her two cubs that paid a visit to our rural sub-division this last week. It is uncommon for these animals to wander into our area and it created quite a buzz within the cul-de-sac. This picture was taken shortly after the bears left my own yard here at **DeWinton Station**; little did they know they were heading towards the Calgary Firearms Center near DeWinton. Fortunately they were seen a few days later near Millerville then Turner Valley making their way back towards the safety of the denser forested foothills and western mountain ranges.*



*This picture was taken just a few seconds later as they made their way into the tall grasses and farm fields, likely heading towards the safety of the trees. It appeared as if the mother had an injured paw and was limping on three. Perhaps they had wandered away from her natural habitat in search of food. The bushes were ripe with wild berries and the aroma of fresh baked Saskatoon and Raspberry pie was in the air.
That alone drives them crazy!*