

www.dewintonstation.com

The Outhouse for a Clubhouse

Newsletter - #3 – November 2013



AN EVOCATIVE INSIGHT INTO MODEL RAILROADING

By; *Barrie L. Roberts* www.dewintonstation.com

Cover photo;

Dan Ellis of Calgary, Alberta, has a superb indoor 1/29 G-scale gauge working layout that is featured within. Special attention to realistic scenery and detailing is now his passion and evident as you will surely see for yourself in our pictorial presentation.

His turntable and working rail yard is designed for shunting and making up trains for main line operations in real time. He takes pleasure doing his train setups without lifting a car, which is exactly the way it is intended on prototypical commercial operations.



Triple headed freight train of GP9's

Everyone can make mistakes, however not everyone is willing to admit that they are so capable! You know the saying “I thought I was wrong once, but I was only mistaken!” Well it is myself that must admit I was wrong to install under my main waterfall feature a large reservoir or holding pool of water, directly below with the reservoir hidden under the mountain on the **DSGR** layout. I was having constant problems with water loss, critters and cleaning and as this was not my main source of supply water it seemed redundant to have a series of holding ponds that did not have **any useful purpose**.

(Not to be confused with Steve Martin’s special purpose in “The Jerk” movie)



Graveled streambed below waterfall

To view previous 6 pg PDF article

Waterfalls, waterways and water features Plus - Mountains with snow sheds and tunnel portals Pt 10a – 10f

Click here 



Metal splash guard

With the assistance of my **DSGR train buddy Dan Ellis** we set to the task of filling in the holding pond with packed sand, then I formed a **metal splash guard** and sealed to the mountain side with polyurethane which was followed by another covering of a formed fiberglass panel to direct the water flow, then by stones and large rocks to give a natural appearance. Now I will be able to quickly maintain the streambed with a garden hose rather than the daunting task of draining the pond and removing debris with a shop wet vacuum on a regular basis.



AN EVOCATIVE INSIGHT INTO MODEL RAILROADING....pt 22

By; **Barrie L. Roberts** www.dewintonstation.com

Topic – Changing focus – time for reflection – life priorities – moving forward

#1 of 1 Segment

It has been ten years since I started hosting my **Canada Day** – annual **Open House** event. Every spring I set about to prepare to showcase **DeWinton Station** to the general public by opening my home and inviting families to enjoy a picnic on the property to celebrate this unique country and the freedoms we enjoy, for the most part due to the past sacrifices our ancestors made for the future of this nation and to the world as a whole. I am truly blessed to have been able to muster the strength to date to meet this annual challenge with some volunteer assistance from some friends and family, however I now realize my aging body is showing signs of fatigue. Therefore I will redirect my remaining energies towards a new and equally deserving focus; I have long been an advocate of providing some enjoyment through my layouts to our seniors and children that are either confined, underprivileged, challenged or disabled. I now wish to pursue associations, clubs and agencies to help muster together smaller groupings to visit the **DSGR** by prearranged bookings. In the past senior group outings have always enjoyed their luncheon visits, as would similar groups of deserving youngsters such as the many children suffering from amputation, rehabilitating diseases and poverty. Their times are hard to envision when we have lapped in luxury or had an easier life as baby boomers ourselves.



Concerned over recent events in the news and always cautious about the safety for the people in my charge, I have elected to reduce the risk associated with an uncontrolled open offering. This will also provide me with an increased freedom to travel in the springtime and enjoy other hobby pursuits such as motorcycle touring and to visit other railway attractions or train layouts around the continent, by invitation or chance. I encourage others to enrich their lives by giving of themselves for the benefit of others. Fortunate am I to enjoy the solitude of country living within the peaceful foothills of the “**Canadian Rocky Mountains**” even more so to be able to share my passions for life’s blessings with others. Literally thousands of visitors, over the years, have come to accept my open invitation to watch trains running in the garden and lower level of my home, the challenge being now to be able to sustain the expectations for the future days or years remaining. Albeit the driving force behind the ongoing development for the **DSGR** to date; now I wish to continue on at a less hectic pace and still realize the personal rewards this model railroading hobby can ultimately bring. I must give credit to the volunteers that have helped each year, particularly on July 1st, **Canada Day**, such as **Stanley from the RMGR Calgary G- club** that has manned the basement layout year after year, others deserve credit as well for their continual ongoing assistance given, and without volunteers it would not have been possible. **Social networking** in my mind is to **get together** with friends of the same mindset and strive towards a common goal. Now that my layouts are advanced to their current status I am considering **forming a fellowship (OFC)** with twice weekly gatherings to continue to enhance the layouts in part and run trains, which is the basic common bond, to share experiences and knowledge for the betterment of the hobby.



*I plan to continue writing the monthly periodicals for **DeWinton Station** and to promote the hobby wherever I can, visiting and taking pictures of other layouts and ideas to pass on to you. Being a consultant for those just starting out by helping to avoid the mistakes we all seem to make, trust me I have made a few but hopefully have learned from the experiences. I may consider offering layout design and electrical control panel construction for those desiring my services for remuneration to offset my travel expenses. As I have entered into my sixth decade of motorcycle touring it is time to rediscover the open road whenever the opportunity presents itself, for an old prairie boy like myself even waiting in line at the ferry crossings is an opportunity for adventure and a chance to meet a new friend or travelling companion.*



Contact; Barrie Roberts at info@dewintonstation.com or 1-403-680-7061



Canada Day Volunteers - Frank Skalski, Robert Fraser & Stanley Riegel

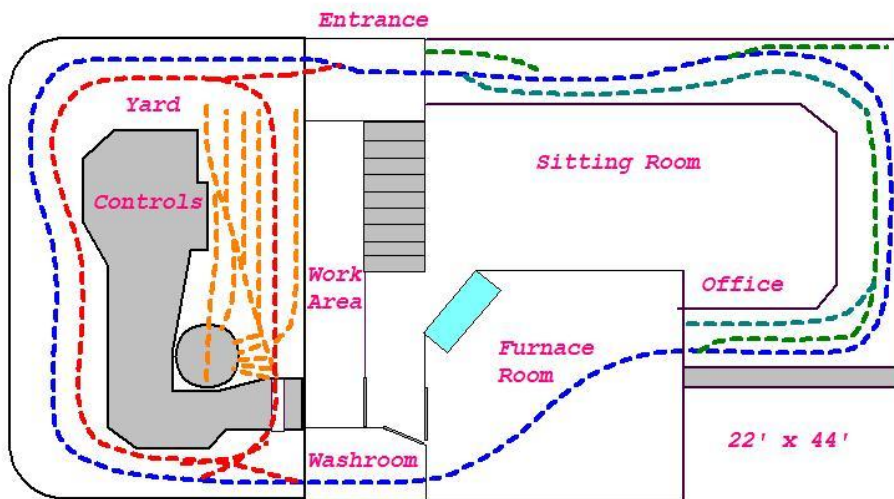
Benefits of club memberships

There are three good reasons pictured above, long-lasting friendships and support when you need it. In addition to the several train clubs I belong to I am also a member of two civil veteran organizations and have worked closely with many dedicated men and women during my careers. Frank Skalski was one- but I can name hundreds of others that would come at the drop of the word I was in dire need of assistance. During the recent flooding many of these comrades rolled up their sleeves and donned rubber boots to go to the aid of strangers. When I showed up to help myself I quickly realized they would be willing to do my share too and decided to go home and to help in other ways.

Feature article – Dan Ellis's 1/29 scale indoor layout

I have known Dan Ellis for only a few years (6) but can attest to his commitment to his trains, almost to the point of being an obsession. He is a true rail fan, talking, taking photos and chasing trains whenever he can. He knows his stuff, coming from Yarmouth N.S., born into a railway family during the early days of steam. His grandfather worked for the DAR (Dominion Atlantic Railway) as a track maintenance man.

Of all the helpers that have participated in the building of the **DSGR**, Dan has contributed the most in time, materials and effort. I must admit we don't always agree but can usually work out a compromise, he works hard for his employer during the week and is still willing to come over on weekends to put some time in at **DeWinton Station**, to help his friend and hopefully run some trains outdoors.



Dan Ellis's Indoor Layout G- Scale 2013

His layout at home in Calgary is where he goes to unwind and be alone with his trains. It is not unusual to find Dan either running trains or working on his layout, likely both at the same time.

Forget the magazines Dan has trains running through the Loo for you! The washroom that is.



CP's 1400 A unit - arriving at station to pick up passengers

He is a diesel man and I prefer the steam, either way it's all good and gives us something to torment each other about. Dan's motive power is remote Ultima 10 Amp Aristocraft Train Engineer by track power, which is simple and yet effective to operate. He does not have sound modules installed in his engines and prefers the silent running with the clicking of the wheels alone to provide ambience noise or the lack thereof.

Technical yard operations are occurring continuously as freight and passenger trains are simultaneously conversing the main lines. It is not uncommon for Dan to fall asleep in his rocking lounge chair while watching train videos and having his freight trains circleing the room. I sometimes wish my own life would become that simplified.

*If you were to compare the cover photo with the one **below** you will notice the*



mainline has since been upgraded to twin passing track lines with spur sidings. Constant upgrades keep Dan occupied like the new turntable above, for engine storage, he is never satisfied with his own improvements and now talking of revamping the turntable once again. Why? I don't ask and accept that this is likely his way of getting the most out of his hobby.

*I would be remiss to mention that Dan has built several versions of **CP & CN** snow ploughs as seen in the following two photos, unfortunately he does not have any plans to make them available anymore and is only making for his displays.*



Side plough

***Gage Canadian dictionary;** Snow plough **or** snow plow – a machine for clearing away snow from streets, railway tracks, etc. by means of a large blade that pushes the snow as the machine moves forward. -- Please do not question the spelling as I am correct!*

ADVERTISEMENTS:

This section will be available to display items and events for circulation to registered readers there is nothing to display this month.


**Drop box links to past issues of DSGR newsletters and monthly articles
Just open the link and download or simply review on the screen – it's easy!
The Outhouse for a Clubhouse**



#1-Sept 2013



#2-Oct 2013



#3-Nov 2013

AN EVOCATIVE INSIGHT INTO MODEL RAILROADING



This special 2012 Christmas edition **“How To”** detailed building instructions (10 pages) for two engine carry cases and stationary operating platforms. **Pt 18**
G scale Stationary platform and engine carrying case - December 2012



Past articles – I have grouped together six pages per PDF document. Not necessarily in the order they appeared within the GVGRC **Burnt Journal** publication, but rather by topic. Most articles directly relate to the development of **DeWinton Station** and some **“How To”** projects, special interest or just shooting from the hip.


- Introduction **Pt 1 -2 pages** – Introducing myself to the Greater Vancouver (GVGRC) group
- “Holy Smokes” Railway – Father John Eason’s unique 5 level G scale layout in 200 sqft.
- Comradeship & fellowship **Pt 5**
- “Hello – my name is Barrie and I am a train-aholic” **Pt 7**
- Canada Day 2011 event page – year end letter

DSGR A 

- Kit bashing a Russell Snowplow **Pt 2 - 2a 6 pages**

DSGR B 

- Painting model buildings **Pt 3**
- Block wiring for two transformers controls
- & transferring trains between two power sources **Pt 4**
- Coupler heights & car spacing **Pt 6**
- Indoor murals and background scenes **Pt 14**

DSGR C 


- Project building a 48” gallows turntable for G-scale engines **Pt 8 a – 8c**
- Building and installing bridges; aluminum &/or wooden **Pt 9a – 9c**

DSGR D 

- Waterfalls, waterways and water features
- Plus - Mountains with snow sheds and tunnel portals **Pt 10a – 10f**

DSGR E 

- Dropdown, lift up or swing away – bridges & entryways **Pt 11a – 11b**
- G-scale indoors and out **Pt 12a – 12b**
- Constructing and painting model building kits **Pt 15a – 15b**

DSGR F 

- Control panels for analog operations **Pt 13a – 13c**
- Lead, follow or get out of the way – Volunteering **Pt 16**

- “Wooden train”- built by a “Professional Schnitzelmeister” **Pt 17**
- Sharing ideas with other hobbyists **Pt 20**

DSGR G →

- Scratch building a frontier town scene- Skaguay circa 1915 **Pt 19a – 19c**
- Installing ballast to track work & Soundboard installation assistant box **Pt 21**
- Changing focus – time for reflection – life priorities – moving forward **Pt 22**

DSGR H →

For urgent contact with Barrie Roberts - Call 403-680-7061
Or E-mail info@dewintonstation.com



Closing photos –

Catastrophe - great calamity or misfortune



Every spring we host a new litter of four red foxes here at **DeWinton Station**. They love to frolic around the property and investigate the train tunnels and bridges. The mother is always standing guard nearby, they are usually seen in the early mornings running and playing in the rear yard. We love wildlife and have also had porcupine, skunks, badgers, coyotes and other **less** desirable visitors try to make this their home.