



## DE WINTON STATION

[www.dewintonstation.com](http://www.dewintonstation.com)


### *The Outhouse for a Clubhouse*

**Newsletter-#1** –September 2013



**AN EVOCATIVE INSIGHT INTO MODEL RAILROADING**

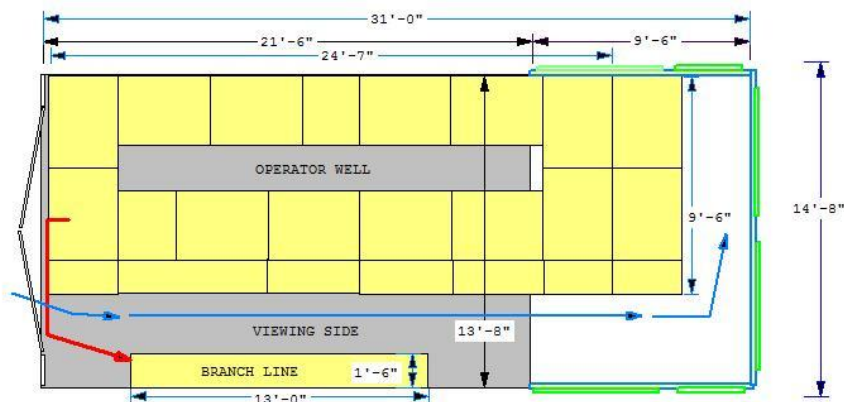
By; *Barrie L. Roberts*     [www.dewintonstation.com](http://www.dewintonstation.com)



**Cover photo;** - 55 Ton Shay on gallows turntable, a new addition to the **DSGR** indoor layout. This turntable bridge was acquired along with other superb items as the result of one of the benefits of club memberships. .... Full story within!

With this first edition of this newsletter I would like to introduce our readership to the new focus for **DeWinton Station** and the direction I wish to pursue for the coming years. I myself have been involved as a model railroader most of my life, beginning as a youngster with a table top "HO" layout. I did progress to larger and more complicated "HO" plans, including coffee table and full room plans as an adult with a young family and tried to raise the bar in my designs and layout features at the time. Compared to the layouts of today I obviously fell short as I had nothing that would compete with the quality of some of the spectacular model railroads I have visited lately.

A recent development was meeting Martin Dawe of the British Modelers' club, through Robert Fraser of the **(RMGR- Calgary)** Rocky Mountain Garden Railroad club and after hearing of their situation to store their modular layout between **Supertrain** shows I decided to offer one of my outhouse buildings to them. An agreement was struck to let them have the building to set up as their clubhouse in exchange for their help to complete the required addition to include labor and materials..... This is a current drawing of the proposed layout.



British Modellers 00 Gauge Modular units

I myself had a lot of materials on hand to start the expansion and set about with my G- friend Dan Ellis to define the perimeter walls. Dan had previously provided me with several metal panels and flashings which are intended to be applied to this project. Once a few of the members of the British group viewed the prospective building things started to come together quite quickly and material gathering commenced and work parties organized beginning the Sept.21<sup>st</sup> weekend. My neighbor had offered enough windows to enclose the outside walls as shown in green plus I purchased 3 tinted glass patio door units which will form a 7'x12' skylight roof to allow maximum natural light into the building, above the expansion area.

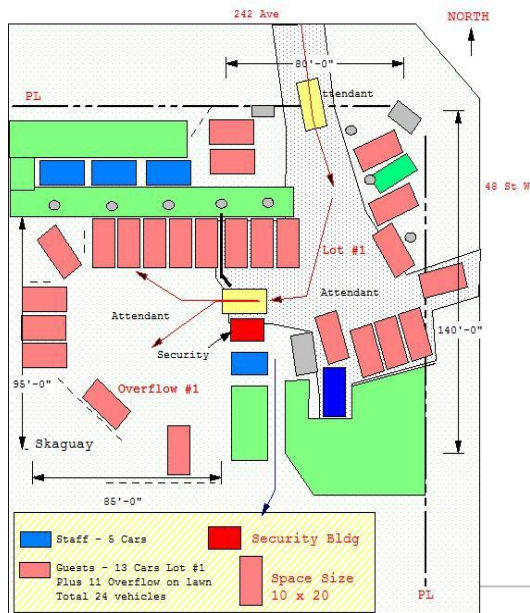


The **“Outhouse Clubhouse”** named after Martins misinterpretation of the more commonly used term **“Outbuilding”** is seen as the building at left (above) with the peaked roofline. The centre building will be a shared workshop area for building projects. My “man cave” garages, breezeway and outside patio and fire pit areas for shared socializing. I must retain the privacy of the main living quarters or the whole deal will come to an end quickly!

This offer comes with numerous side benefits both for the group and myself, which will be described within future writings in exchange for a helping hand to maintain some of the ongoing upkeep involved with the extensive “G” gauge garden railways both inside and outdoors of which the group is invited to participate with. There is also an “N” gauge layout at the scenery ready point of development within the basement, one half of this layout was completed prior to my acquisition and quickly enlarged to show a switchback logging and mine operation plus a large mountain with tunnel entries.

In the past I have hosted several public open house events to include my annual Canada Day Open House Event, which has been well attended over the past ten years. It was my intention to wind down this offering as the July 1<sup>st</sup> holiday would fall mid week for the next few years and attendance figures would drop appreciably. Then after the June floods I cancelled the program with an expectation to host a two day fundraiser for flood relief this past Labour Day weekend. Despite the efforts of my daughter and I to obtain garnered approval from the Municipal council we finally gave up as a victim of political wrangling.

One of the side benefits was that I managed to complete the rear parking lot area which will be the preferred area of choice for visitors which will keep the front driveway clear of vehicles unless loading or unloading. This drawing describes the parking and overflow area with the entry off 242 Ave & West of 48<sup>th</sup> St W.



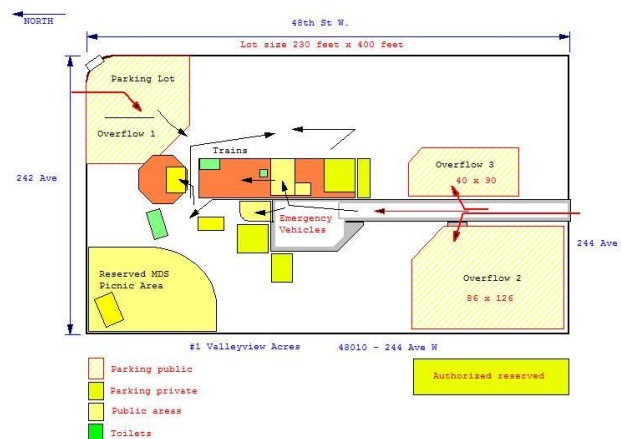
### Parking Plan

stepped forward and obtained 30 uniform pallets from his employer which will be used as the floor foundation and wall framing. This material is on site and ready to be applied to the building. I must say I am impressed with their generosity and resourcefulness, a couple more donations of that nature and we will be moved into the building very quickly.

Once this area is full visitors will be directed to the overflow areas in the front yard, still leaving the driveway free for emergency vehicle access.

Mike Girling has made a substantial contribution to the building materials, to include the cash purchase of new 5/8" T&G flooring for a structurally sound wooden floor plus 7/16" sheathing to provide a solid side wall and other needed materials such as screws and vapor barrier. Roger Siegrist

Mike Girling has made a substantial contribution to the building materials, to include the cash purchase of new 5/8" T&G flooring for a structurally sound wooden floor plus 7/16" sheathing to provide a solid side wall and other needed materials such as screws and vapor barrier. Roger Siegrist



### Lot Plan

*The following photos show the current stage of development after a work party this past weekend with the assistance of Dan Ellis and a few of the British group. As you can see the pallets used as framing sections worked perfectly, the glass patio doors beside the trailer will be used on the roof for additional natural light.*



***My vision for the future** will be to develop the property here to the maximum with railway themed attractions, albeit keeping the day to day atmosphere as a private venture, allowing invited guests on occasion for viewing. If the support of the group warrants running days and open house events will again be offered to the public and by private bookings. I would like to see ride on trains within the rear yard area at some point but it would be via a joint venture with others that have the trains and me offering the land. The acreage is laid out perfectly to accommodate this activity and with the enlarged workforce a real possibility for the near future. Preliminary networking is afoot to begin this process. I have good contacts to arrange steel for tracks, lumber for ties and*

gravel for the foundation and ballast. I would also provide covered storage to house the rolling stock.

To learn more about **DeWinton Station** please refer to my website at [www.dewintonstation.com](http://www.dewintonstation.com) with your assistance this new union could be just the beginning of a collaboration of **“train enthusiasts”** to make this the grouping to belong. Dedicated self motivated individuals striving to give new life to the hobby of model railroading, in any scale. We will hold workshops and project building as a group which will ultimately benefit us all, either as the instructor or student, share your learned knowledge to the benefit of those starting out.

Despite my own British/Welsh heritage and the common language spoken here being English there are some unique phrasing differences between the “Brits VS Canucks” which will take some getting familiar with, such as the name for their modular units, which Martin called **“Much Muddling”** in his latest e-mail. This brings me to a funny story I will briefly share;

**A tourist from the US of A approached me complaining that he was just at the ATM machine and to his dismay the only language options were English or French. This upset him as apparently they didn’t have “American” as a third choice.**

On that note if anyone has anything that they would like to submit for inclusion in the future newsletters, a storyline, funny joke or news of an upcoming event; such as an open house or club social activity. Please direct to myself for now at [info@dewintonstation.com](mailto:info@dewintonstation.com) which will be the e-mail address I will start using for train related matters as it will be easier to remember. It all goes to my personal mailbox just the same.

### **Benefits of club memberships.**

I currently belong to six train clubs in Alberta and British Columbia, to which I cannot participate in their ongoing displays and local activities, in part due to distance or my physical disability, I would be a wrecking ball if I tried to maneuver about the floor displays. What I do contribute is articles for the Vancouver **“Burnt Journal”** newsletter, which is shared with counterparts in New Zealand and Australia. These topic specific writings can either be of a “How To” nature or more opinionated as you will see as I will soon include a link to past segments with each of our new series of newsletters from **DSGR**, under the title **“An evocative insight into model railroading”**

The benefits of club memberships are unique to each member, primarily it is the networking and social aspect that appeals to most members. In addition I find

value to receive e-mails of notifications of events and in particular the opportunity to purchase items that other members have up for sale. Just recently I acquired the crafted turntable bridge featured on the cover page which married nicely to the unfinished pit I had started the previous winter. This was truly a lucky day as the bridge was included as part of a building (shown below) and arrived sight unseen. When I saw a photo of the building scene alone I quickly committed to the purchase, which was the result of a notification from the **(GVGRC-Vancouver) Greater Vancouver Garden Railway Club**.



In the past I have also benefited from notifications sent out from the **(NAGRS-Edmonton) Northern Alberta Garden Railway Society** and the **(FVGSF-Vancouver) Fraser Valley G- Scale Friends**. It pays to be the early bird when acting on these opportunities as I have also missed out on other great opportunities.

## **URGENT!**

Whoever left his wife at my place after last night's BBQ, is asked to come and get her **ASAP**.

It's not that she is a problem,



But my housemate is coming back tonight....  
Cheers

WANTED GOOD WOMEN

MUST BE ABLE TO COOK, CLEAN HOUSE,  
SEW, CUT GRASS, GARDEN AND  
LANDSCAPE. BE SELF RELIANT AND  
WILLING TO OBEY INSTRUCTIONS.

MUST HAVE AND RIDE HER OWN  
MOTORCYCLE AND BE INTERESTED IN  
RAILROADING AS A HOBBY.

BE OF A MINIMUM AGE OF 40 YRS AND  
BE BEAUTIFUL WITH A GREAT FIGURE.

SEND A CURRENT PICTURE OF  
MOTORCYCLE OR TRAINS.

### **ADVERTISEMENTS:**

*This section will be available to display items and events for circulation to registered readers, the example at left is submitted by a member who wishes to remain anonymous, however any serious inquiries will be forwarded to the writer.*



### **Sept. 28<sup>th</sup> & 29<sup>th</sup> Railway Days**

*I will be assisting Les Plett with his wooden train display and do encourage you to take in this event.*

*For urgent contact with Barrie Roberts  
Call 403-680-7061  
Or e-mail [info@dewintonstation.com](mailto:info@dewintonstation.com)*

